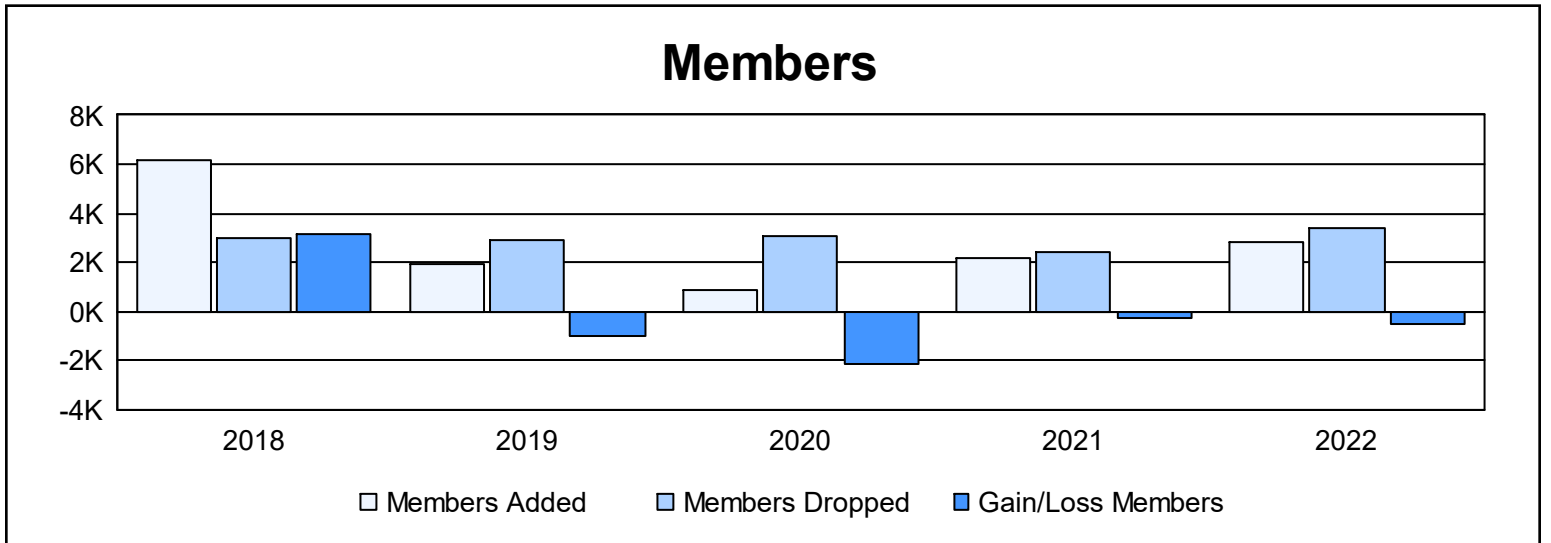
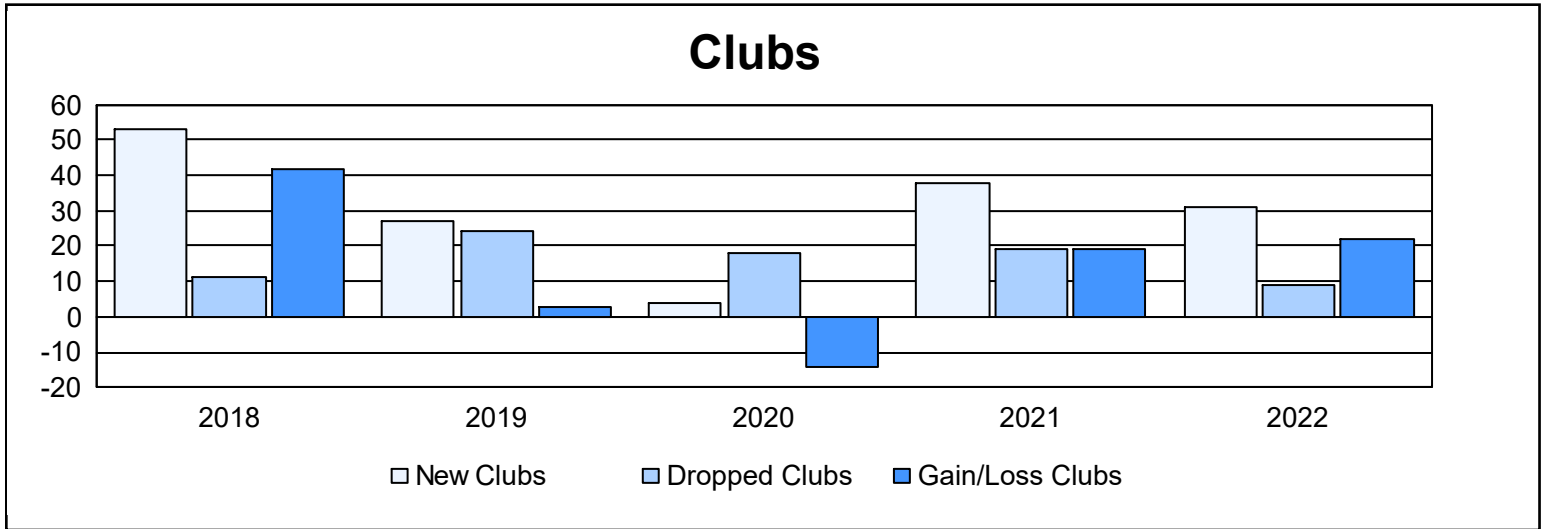
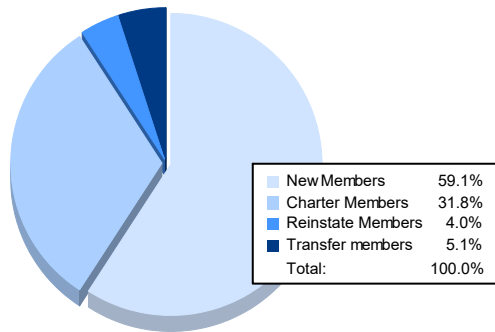


Year	New Clubs	Dropped Clubs	Gain/ Loss Clubs	New Members	Charter Members	Reinstate Members	Transfer Members	Total Member Added	Total Members Dropped	Gain/ Loss Members
2017-2018	53	11	42	4,177	1,795	112	61	6,145	3,026	3,119
2018-2019	27	24	3	976	726	153	70	1,925	2,941	-1,016
2019-2020	4	18	-14	577	144	132	36	889	3,057	-2,168
2020-2021	38	19	19	1,071	846	159	63	2,139	2,392	-253
2021-2022	31	9	22	1,685	907	115	146	2,853	3,406	-553
Average	31	16	14	1,697	884	134	75	2,790	2,964	-174



Membership Composition June 2022 Cumulative



Gender Composition June 2022 Cumulative

